

342 military-connected respondents including active-duty, National Guard, Reserve, and Veteran service members and spouses.



Military Family Lifestyle Survey

Tennessee Chapter
Delivered by CSX



Top Issues for Tennessee and Kentucky Military-Connected Family Respondents

(n=307)



Active-Duty Families

Spouse Employment



of Tennessee and Kentucky active-duty spouse respondents (n=74) are unemployed

Of those who are employed (n=33)

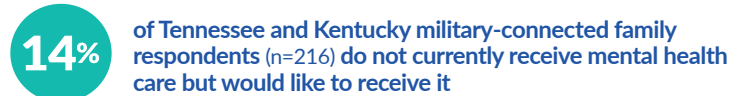


Resource Access

Top military resources used (n=70) Top civilian resources used (n=72)




Mental Health



Military Children's Education



64% of active-duty family respondents with child(ren) ages 20 or younger (n=67) have at least one child enrolled in K-12 education



of active-duty respondents with a child enrolled in K-12 education (n=35) agree that their oldest child's school understands the unique challenges of military families

Children's Mental Health



10%

of active-duty family respondents with at least one child enrolled in grades K-12 (n=40) reported that their child(ren) did not currently receive, but they would like them to receive mental health care

38%

of active-duty family respondents with at least one child enrolled in grades K-12 (n=40) have a child(ren) who has experienced bullying on school property

Financial Security

Those who describe their financial situation as
“just getting by” or “finding it difficult to get by”:



Top contributor to financial stress among both currently-serving family respondents (37%, n=86) and Veteran respondents (43%, n=47) who have financial stress:

Housing costs



Food Support Program Usage



of Tennessee/Kentucky military-connected respondents (n=201) utilized a food support program during the 12 months preceding survey fielding

Most commonly utilized programs (n=44)

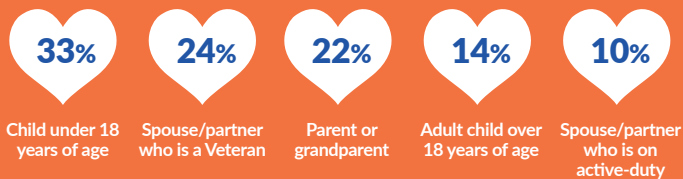
10% Local food pantry

7% Women, Infants, and Children (WIC)

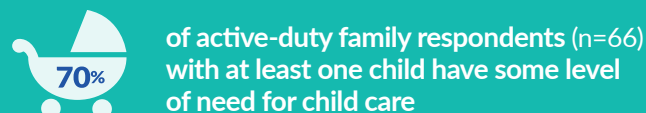
Caregiving



Most commonly providing care for: (n=58)



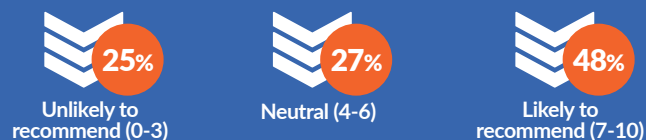
Child Care



>> Only 29% of those with a need for child care (n=42) are able to find child care that works for their situation

Recommending Military Service²

Military-connected respondents (n=311)



“The military is just like gaining another family to teach and grow with each other. There are a lot of learning opportunities in or with the military.”

Army National Guard

BLUE STAR FAMILIES

Blue Star Families' annual Military Family Lifestyle Survey provides a comprehensive understanding of what it means to serve as a military family. For that reason it is a blueprint for strengthening America and identifying how we can continue to enhance military family life.

Military Affiliation (n=342) Active-Duty Service Member (2%), Spouse (37%); National Guard Service Member (7%), Spouse (4%); Reserve Spouse (2%); Veteran/Retired Service Member (35%), Spouse (13%)

Racial/Ethnic Identity (n=341) American Indian/Alaska Native (4%), Asian (2%), Black/African American (6%), Hispanic, Latino/a/x, or of Spanish origin (9%), Native Hawaiian or other Pacific Islander (1%), Some other race or ethnicity (2%), White (84%)

¹ Unpaid caregiving is defined as all tasks related to the care for ongoing medical, mental health, or developmental conditions, or serious short-term ones.

² Question Text: How likely are you to recommend that a young family member (child, niece, nephew, etc.) join the military? Range: 0 = very unlikely to recommend, — 10 = very likely to recommend.

Scan this QR code for
more on our annual Military
Family Lifestyle Survey

