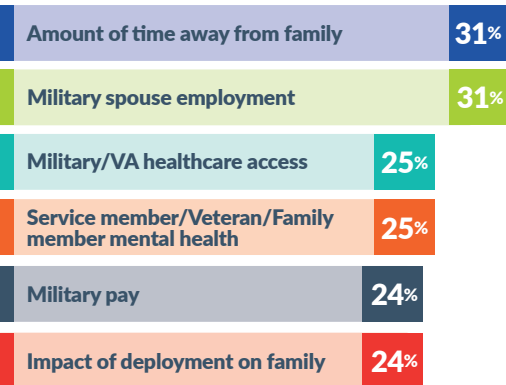
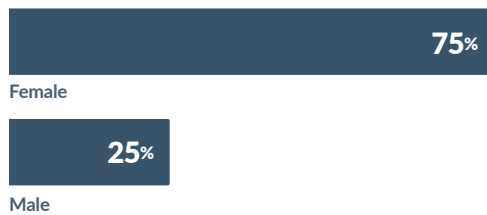


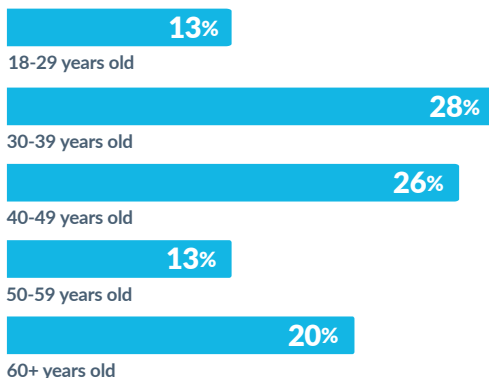
## Top 5 issues affecting military-connected families<sup>1</sup> (n=122)



### Gender of Respondents (n=134)



### Age of Respondents (n=134)



### Caregiving

**21%** of respondents consider themselves to be an unpaid caregiver (n=116)

**20%**

of all respondents report that caregiver respite/support programs in their community are inadequate (n=102)

# 134 respondents



This infographic represents a geographic cross-section of 2021 Military Family Lifestyle Survey (MFLS) data, which includes active-duty families, Veteran families, National Guard families, and spouses of Reserve service members. When referencing this data, please consider the following sample demographics:

- 35% are active-duty spouses
- 25% are Veteran/retired service members
- 20% are Veteran/retired spouses
- 9% are active-duty service members
- 5% are National Guard spouses
- 5% are Reserve spouses
- 1% are National Guard service members

### Branch affiliation of respondents is:

- 50% Army
- 25% Air Force
- 11% National Guard
- 8% Marine Corps
- 6% Navy
- 1% Coast Guard

### Respondents identify as:

- 78% white
- 7% Black/African American
- 6% Asian
- 5% Other
- 5% Hispanic or Latino/a/x or of Spanish origin
- 3% Native Hawaiian or other Pacific Islander
- 2% American Indian/Alaska Native

In collaboration with

**S** Syracuse University

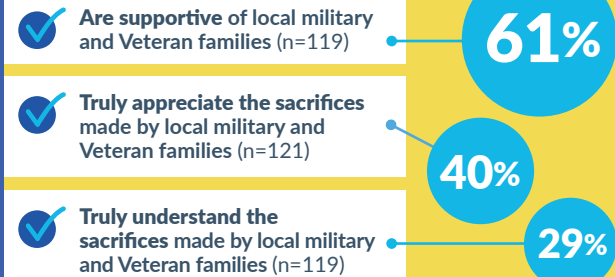
D'Aniello Institute for Veterans & Military Families

JPMorgan Chase & Co., Founding Partner

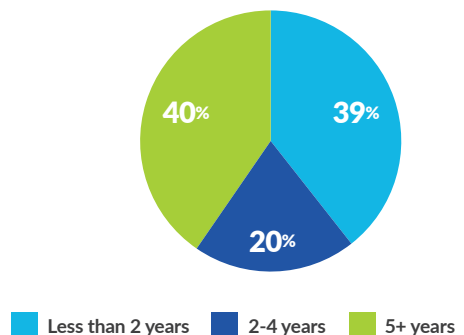
## Military-connected families and their civilian communities

**43%** of military-connected family respondents feel a sense of belonging to their local civilian community (n=121)

Military-connected family respondents agree that civilians in their local community:



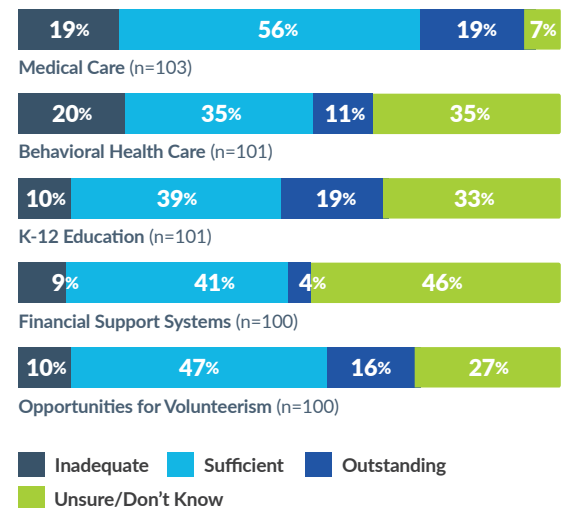
### Length of time in civilian community (n=104)



\*Total may not equal 100 due to rounding

### Quality of community resources available to military-connected families

Not fulfilled by installation



**21%** report that community support (e.g., programming for military members, Veterans, and their families; available and accessible child care) is inadequate (n=102)

# Snapshot of the military lifestyle



## TAKEAWAYS

>> More than a third of Missouri respondents feel a sense of belonging to their local community.

>> 1 in 5 Missouri respondents feel that caregiver/respite support programs in their community are inadequate.

>> The majority of Missouri respondents indicate the quality of medical care available in their community is sufficient/outstanding.

>> Most Missouri respondents perceive discrimination in the military to occur at levels similar to that in the overall U.S. society.



## Financial Readiness

47%

report their family's current personal financial condition causes them *some or a great deal of stress*. (n=103)

### Top Contributors to Financial Stress (n=47)

Out-of-pocket medical costs

Spouse un/under-employment

Out-of-pocket housing costs

Excessive credit card debt

Student loans

### Perceptions of Discrimination in the Military\*

Compared to the general U.S. society, there is...

- less racial discrimination (52%, n=85)
- about the same amount of gender discrimination (40%, n=86)
- about the same amount of sexual orientation discrimination (55%, n=84)
- about the same amount of religious discrimination (44%, n=85)

\*Respondent sample includes Veteran respondents, many of whom are over the age of 60 and may have been separated from the military for over 20 years.

Questions about the annual Military Family Lifestyle Survey and how you can offer support? [survey@bluestarfam.org](mailto:survey@bluestarfam.org)

Questions about Blue Star Families' Missouri Chapter?  
[missouri@bluestarfam.org](mailto:missouri@bluestarfam.org)

## Active-Duty Families (n=59)




### Military Children's Education

69%

of active-duty family respondents with children have one or more children currently enrolled in K-12 education (n=45)

### Type of school of oldest child in K-12 (n=31)



71%

Public school



16%

Homeschool



7%

DoDEA



7%

Private School

### OPTEMPO

70% of active-duty family respondents characterize **OPTEMPO** as stressful or very stressful for healthy work/family life (n=53)



### Child Care

17%

of families with a need for child care are able to find child care that meets their needs (n=29)

### Top Resources Regularly Needed (n=44)



Communication from unit/command



Opportunity to exercise



Access to medical care



Spouse group for unit/command



Access to mental health care



Funding for the 2021 Military Family Lifestyle Survey is provided through the generosity of our presenting sponsor USAA and from supporting sponsors Lockheed Martin, CSX, CVS Health, AARP, Starbucks, BAE Systems, Northrop Grumman, Walmart Foundation, Verizon, The Barry Robinson Center, and the USO.